

DP200 upgrade instructions

DP200 needs to be upgraded in two steps:

1.webGUI upgrade

2. Screen application upgrade

1. webGUI upgrade:

https://www.geeetech.com/download.html?download_id=48

Download the file DP200 Web_upgrade file from the link above

Download DP200 files

Documentation	Version	Date	File size	Count	File
Some_relationship_between_success_rate_and_support	V1.0 ?	2019-09-05	694 KB	104	Download
DP200_User_Manual(English)_V1.00	V1.0 ?	2019-11-04	3100 KB	144	Download
DP200使用手册 (中文版)	V1.0 ?	2019-08-27	3201 KB	84	Download

Related Software	Version	Date	File size	Count	File
DP200 Web_upgrade file	V1.0 ?	2020-06-16	5267 KB	0	Download
DP200 Screen_upgrade file	V1.0 ?	2020-06-16	715 KB	0	Download

Related video	Version	Date	File size	Count	Link
Geeetech DP200 Introduction Video	V1.0 ?	2020-03-30	/	16	Open

upgrade_V1.xx.01.zip

2019/12/5 18:12

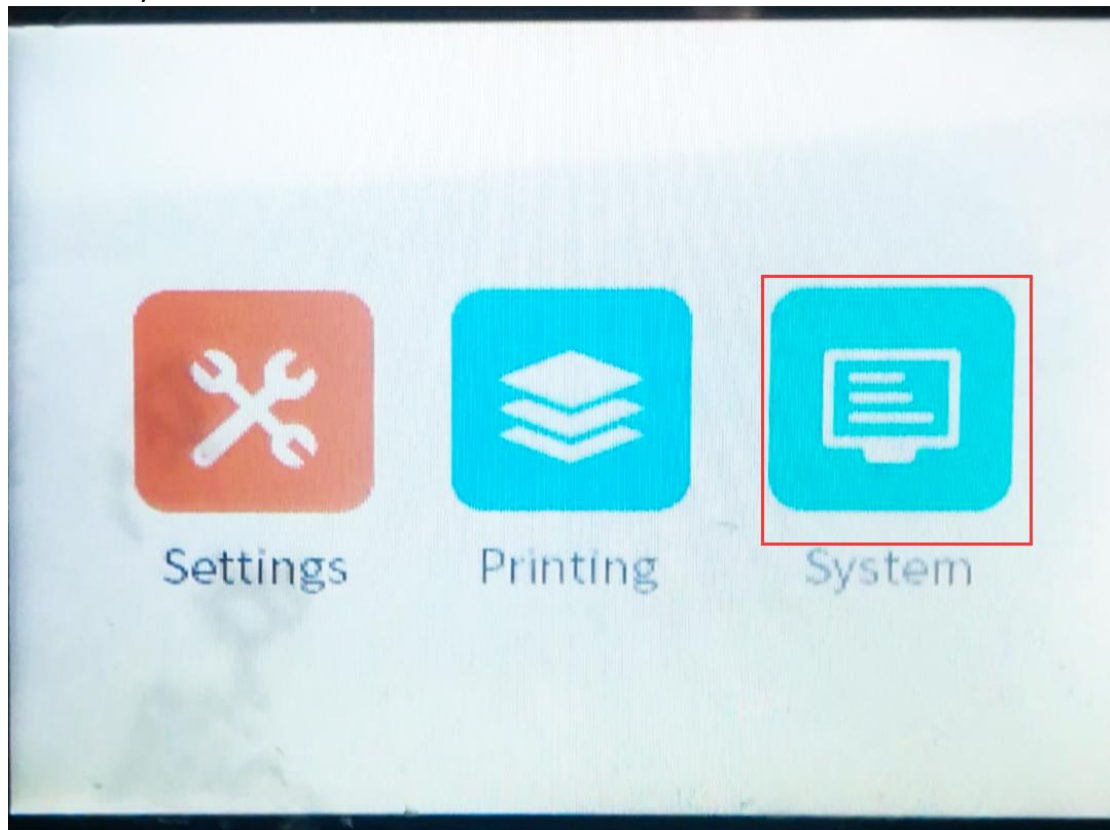
WinF



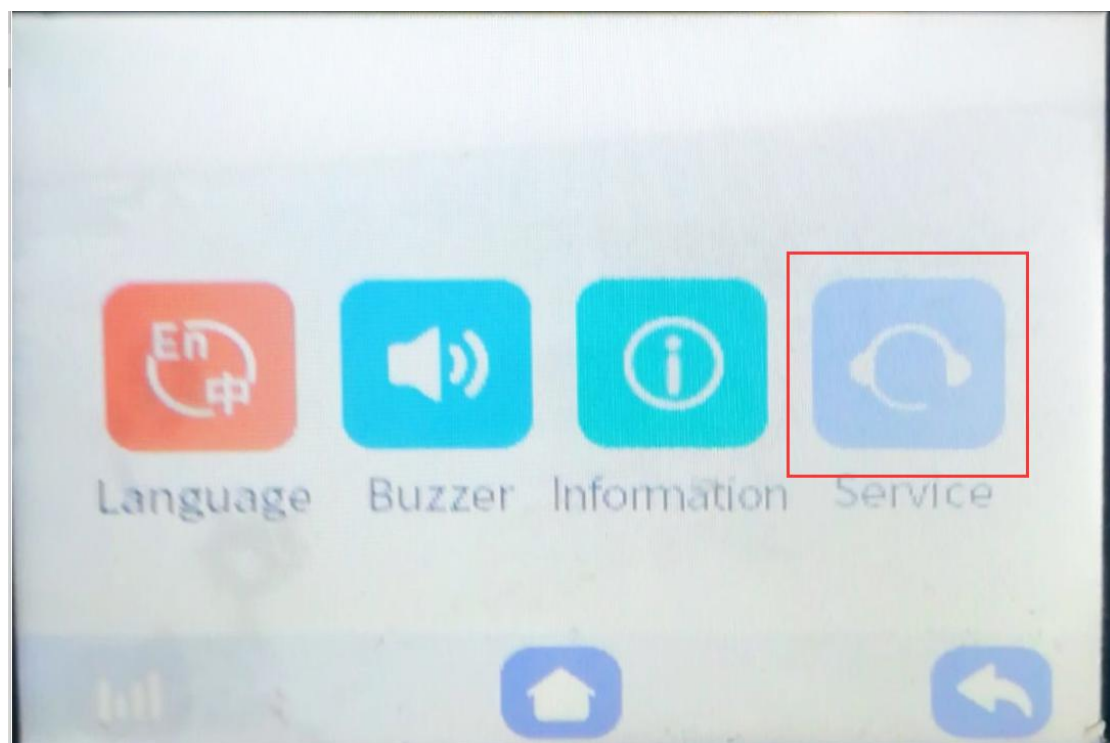
1> Copy this file to U disk and Connect to the USB port on the back of the machine



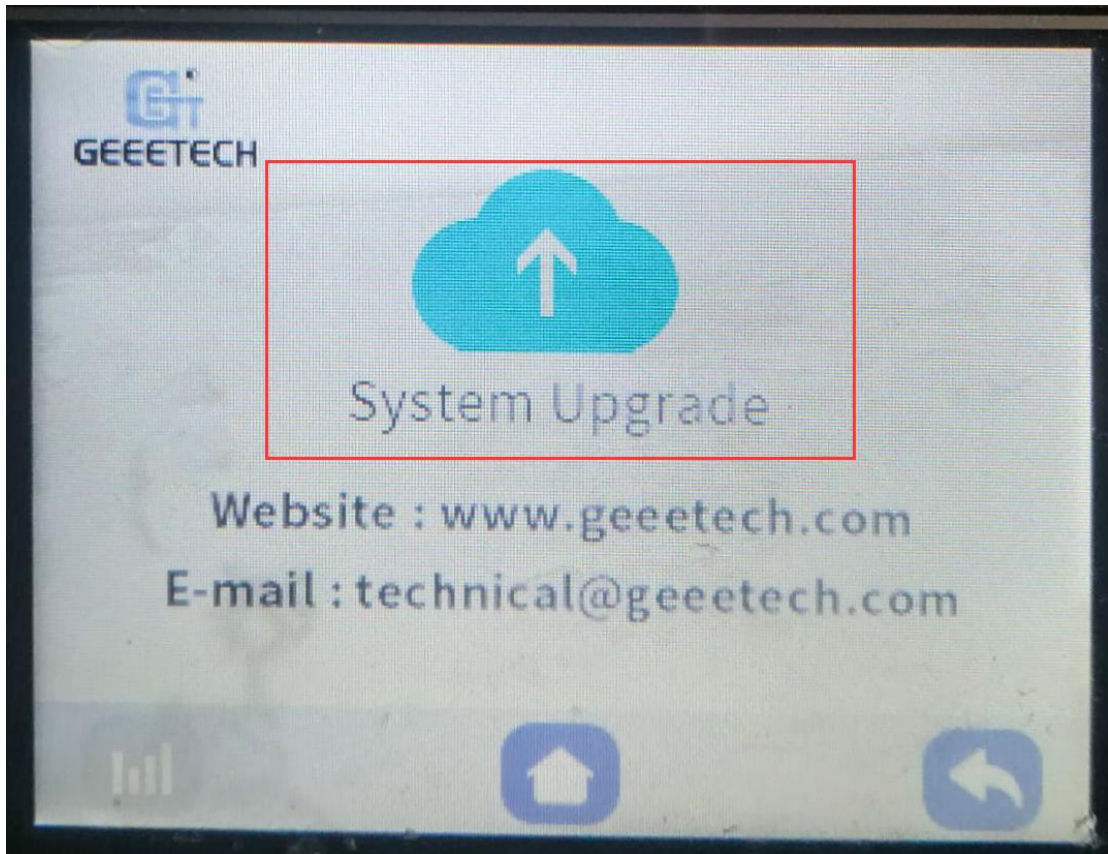
2> Click System



3> Click Service



4> Click System Upgrade



waiting for update...

2. Screen application upgrade

https://www.geeetech.com/download.html?download_id=48

Download the file DP200 Web_upgrade file from the link above

Download DP200 files

Documentation	Version	Date	File size	Count	File
Some_relationship_between_success_rate_and support	V1.0 ?	2019-09-05	694 KB	104	Download
DP200_User_Manual(English)_V1.00	V1.0 ?	2019-11-04	3100 KB	144	Download
DP200使用手册 (中文版)	V1.0 ?	2019-08-27	3201 KB	84	Download

Related Software	Version	Date	File size	Count	File
DP200 Web_upgrade file	V1.0 ?	2020-06-16	5267 KB	0	Download
DP200 Screen_upgrade file	V1.0 ?	2020-06-16	715 KB	0	Download

Related video	Version	Date	File size	Count	Link
Geeetech DP200 Introduction Video	V1.0 ?	2020-03-30	/	16	Open


unzip files--->DP200_LCD-V1.02

名称	修改日期	类型	大小
DP200_LCD-V1.02	2020/6/16 16:07	文件夹	
DP200_LCD-V1.02.zip	2019/12/10 19:58	WinRAR ZIP 压缩...	715 KB

Copy three files from the file to tf card

名称	修改日期	类型	大小
system	2019/11/19 16:52	文件夹	
config.txt	2019/11/7 19:41	文本文档	1 KB
DP200_LCD_V1.02.xx.bin	2019/11/19 18:06	BIN 文件	65 KB

Insert the tf card into the card slot of the screen, start the machine and wait for the update



After successful update, remove the tf card